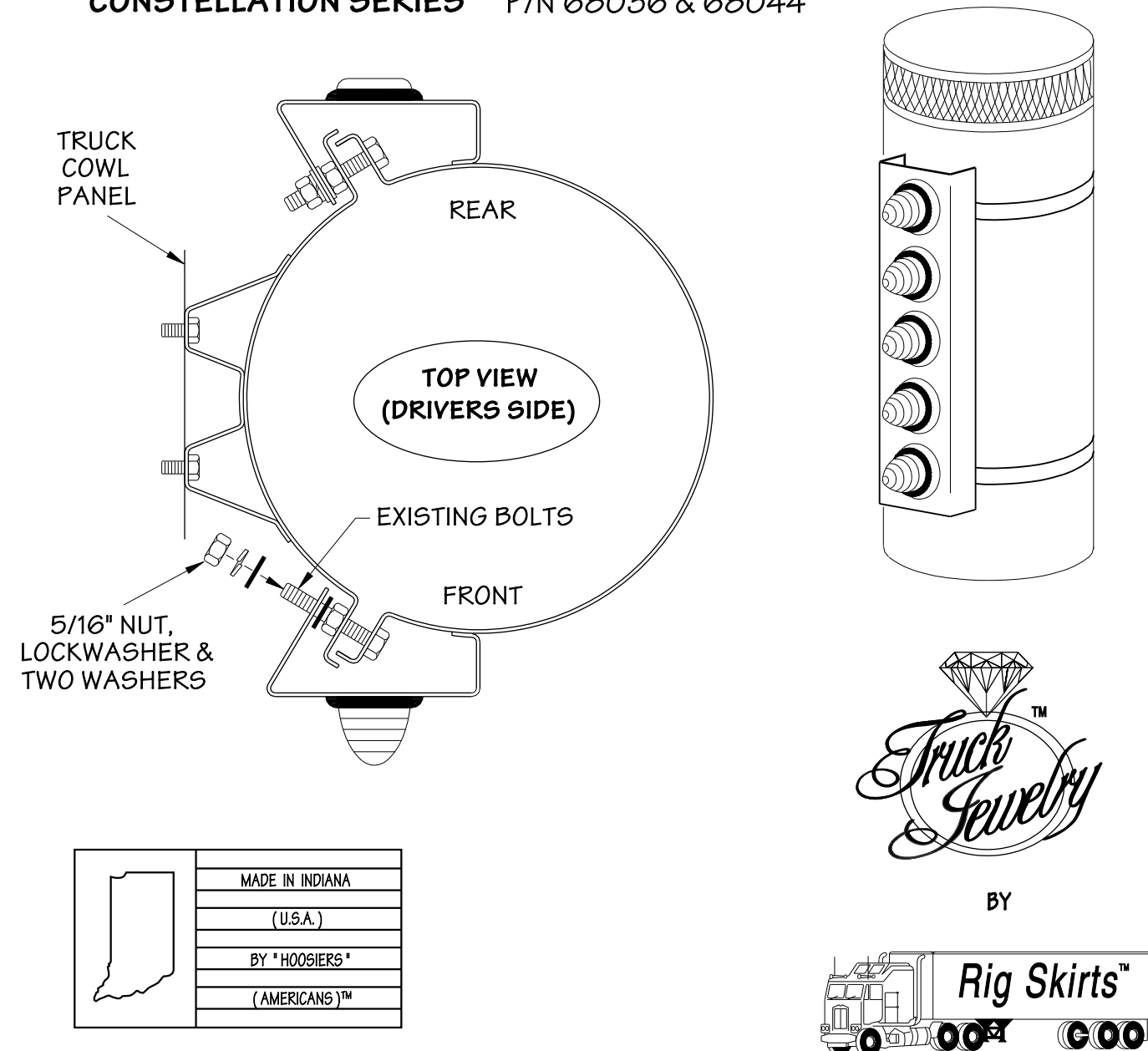
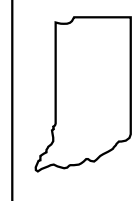


WESTERN STAR AIR CLEANER LIGHT PANELS


CONSTELLATION SERIES P/N 68036 & 68044



	MADE IN INDIANA
	(U.S.A.)
	BY "HOOSIERS"
	(AMERICANS)™



BY



INSTRUCTIONS

1. PLACE ONE FLAT WASHER DIRECTLY AGAINST THE NUT ON THE AIR CLEANER MOUNTING STRAP.
2. SLIDE THE AIR CLEANER LIGHT PANEL AGAINST THE FLAT WASHER. (SEE ILLUSTRATION)
3. PLACE THE OTHER FLAT WASHER NEXT TO THE AIR CLEANER LIGHT PANEL.
4. SLIDE THE LOCKWASHER ON AND START THE HEX NUT ONTO THE THREADS.
5. TIGHTEN ALL NUTS.
6. YOU ARE NOW READY TO WIRE AND INSTALL THE LIGHTS.

68036INS

IL-00282
9-10-96

COPYRIGHT © 1996
ACCURATE INDUSTRIES, INC.